

<p>ABUC0165</p>	<p>ABUC0166</p>	<p>ABUC0167</p>	<p>Accessori / Accessories</p> <hr/> <p>BUCATINI</p> <hr/> <p>ABUC0165-66-67-68-69-72-73-74-76</p> <hr/> <p>Portasalviette</p> <p>Towel holder</p>
<p>ABUC0168</p>	<p>ABUC0169</p>	<p>ABUC0172</p>	
<p>ABUC0173</p>	<p>ABUC0174</p>	<p>ABUC0176</p>	

MANUTENZIONE

Per la normale pulizia si consiglia di utilizzare detersivi di uso comune. Si sconsiglia l'utilizzo di detersivi abrasivi, acidi e anticalcare.

NOTA

La ferramenta in dotazione permette il fissaggio degli accessori su pareti in mattoni pieni o forati e in calcestruzzo. Per pareti in cartongesso è necessario rinforzare adeguatamente la zona interessata ed eventualmente adottare sistemi di fissaggio specifici.

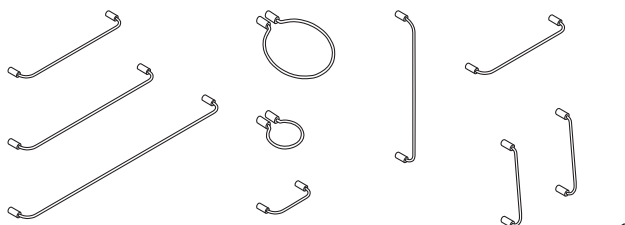
MAINTENANCE

For normal cleaning use common detergents. Do not use either abrasive detergents or solvents, acids and anti limestone.

NOTE

The assembly material supplied allows the installation of the accessories on solid and hollow brick walls and on concrete walls. For plasterboard walls it is necessary to reinforce adequately the area concerned and to adopt specific fixing systems if necessary.

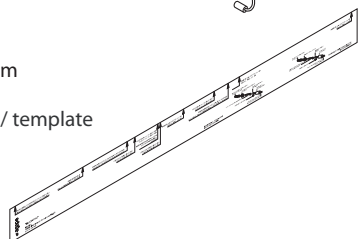
CONTENUTO DELLA CONFEZIONE
PACKAGE CONTENTS



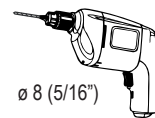
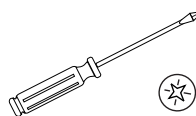
per ogni articolo / for each item

fissaggi / fixing

dima / template



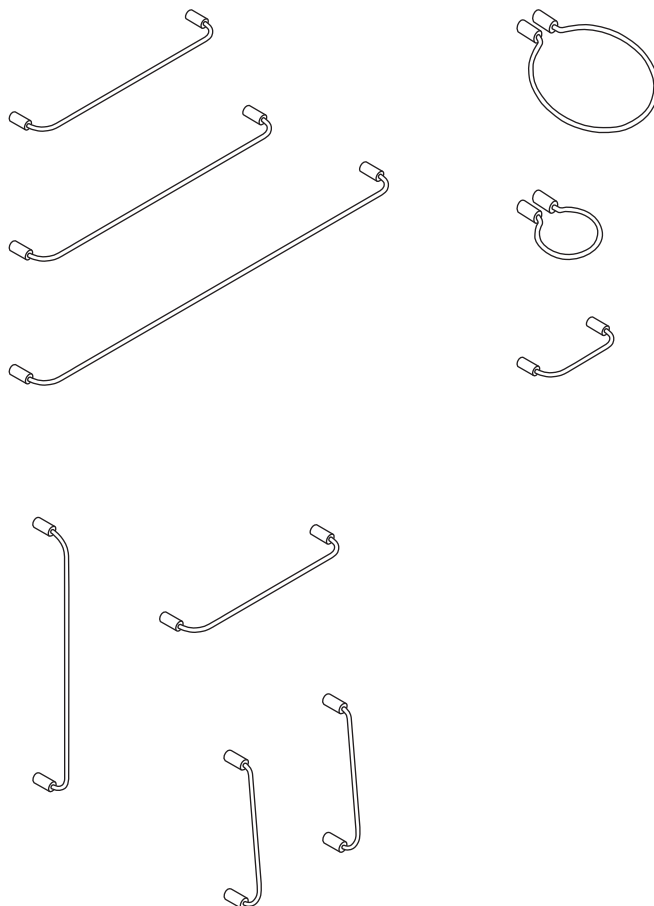
STRUMENTI
TOOLS



Ø 8 (5/16")

PREDISPOSIZIONE
PREDISPOSITION

ACCESSORI INSTALLATI
ACCESSORIES MOUNTED



<p>1</p>	<p>Utilizzare la dima per definire la posizione dei fori Use the template to determine the position of the holes</p>	<p>2</p>	
<p>3</p>		<p>4</p>	
<p>5</p>		<p>6</p>	